

Rear-Facing Car Seats

A rear-facing car seat must be used until a child is **at least 1 year of age, 10 kg (22 lb), and can walk**. Some models require a child to stay rear facing until at least 2 years of age. Best practice is for a child to stay rear facing until he is either too tall or heavy according to car seat instructions.

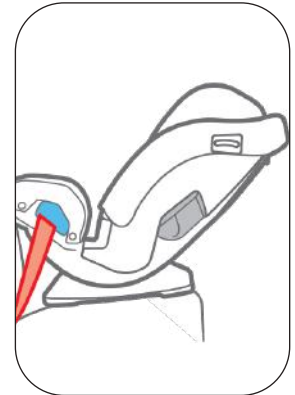


Infant Car Seat

An infant seat is a **rear-facing only** seat that many parents use from birth (minimum weight 1.8 or 2.3 kg, 4 or 5 lb). It has a base that is installed in the car, and the carrier attaches to it. It has a handle that allows the seat to be carried outside of the vehicle with the child in it.

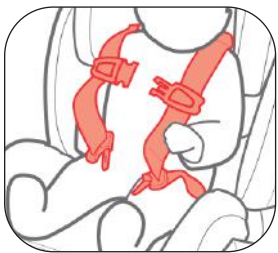
Convertible/ 3-in-1 Car Seat

These seats rear face, forward face, and sometimes convert to a booster (3-in-1). Often, these seats can rear face from 2.3 to 18 kg (5 to 40 lb) or more. These seats stay in the vehicle, and the child is carried or walks to the car seat.



Steps for Securing a Child in a Rear-Facing Car Seat

Example only. Your car seat may differ.



1

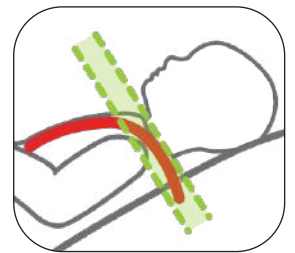
Good Posture

Place child sitting tall with back flat against the car seat, with no slouching. Place the harness straps over the top of the shoulders.

2

Harness Height

The harness straps must be adjusted to come from **at or slightly below the shoulders**.



3

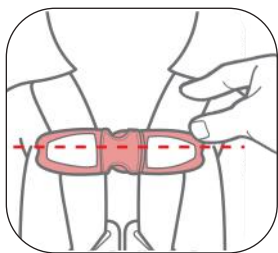
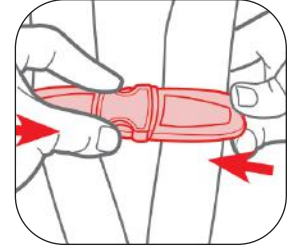
Crotch Buckle

Insert each buckle tongue into the buckle in front of the child's crotch. Each one will 'click' when secured. Ensure the harness fits over the top of the child's thighs, with any slack taken out.

4

Chest Clip

Buckle the chest clip together at chest level. It will 'click' when secured.



5

Tighten Harness

Tighten harness until you can no longer pinch fabric between your fingers. The harness should not have any slack. Move the **chest clip** to be in line with the **child's armpits**.

6

Clothing

Dress your child in clothing that he would wear indoors. Snow suits and bulky clothing can prevent the harness from being tightened properly. After-market products such as head huggers, bunting bags, or anything else that did not come with the car seat should not be used.



Use a car seat for every ride. Always follow the instructions in your car seat and vehicle manuals.

For more information about car seat safety, visit www.skprevention.ca or phone 306-651-4300.

In partnership with:



saskatchewan
preventioninstitute
our goal is **healthy** children

Images Courtesy of Baby Jogger®, which is a registered trademark of Baby Jogger, LLC.

RESOURCE 4-000 02/2021